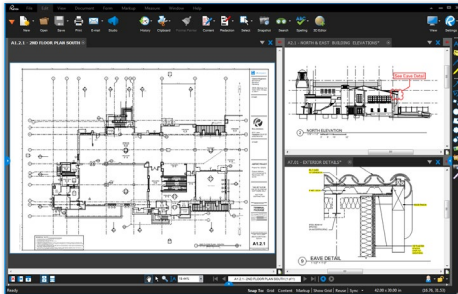


Welcome to Vu

Bluebeam Vu® does more than just read PDFs. With integration into document management systems and innovative File Access™ technology for PDF files, Vu allows you to access and navigate PDF files with ease. View your PDF files as they were meant to be viewed—all annotations display clearly and accurately so nothing is missed. Vu also allows you to fill out and save PDF forms, digitally sign your PDF documents, and connect to our cloud-based collaboration solution, Bluebeam Studio™, to access and markup files stored in Projects and Sessions. You can even install Vu 2016 alongside Revu 2016 if all your shared Open Licences are in use.



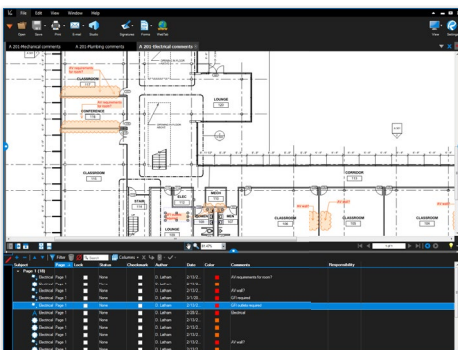
View PDFs with Ease

The Vu interface is easy to navigate. At the left, right and bottom are panels that can be opened and closed to expose the File Access tab, Markups List and Bluebeam Studio. Each PDF file that you open in Vu gets its own tab so you can quickly toggle back and forth between documents. Vu's MultiView™ technology even allows you to split your screen up to 16 times, sync tabs to pan and zoom in unison, or drag a file to another monitor to optimise your viewing space.



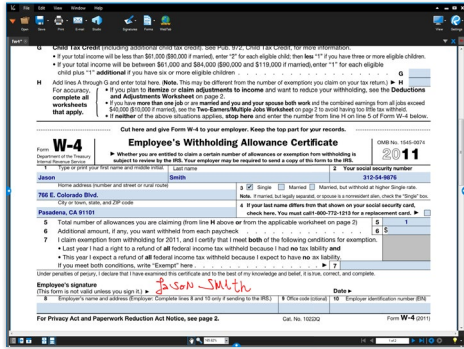
Totally Integrated. Better File Access

Accessing documents just got easier. Seamless integration into ProjectWise® and SharePoint® document management systems further streamlines your workflow by allowing you to easily retrieve documents directly from Vu's interface. Looking for more? The File Access tab displays a list of recently opened PDF files that can be reopened with a mouse click. Pin or save files in categories to keep documents organised and conveniently stored for future access.



One List. Many Possibilities

Locate all comments and markups added to your PDF files with Vu's Markups List. Want to know who said what, when? Open the Markups List to see the author, date, time, and any comments associated with the markup. Click on a markup in the list to jump to it in the document, or click on a markup in the document to highlight it in the list. You can also filter markups by column name, and manage which columns are displayed.



Any Way, Shape or Form

Need to fill out a PDF form? No problem. Vu allows you to open, fill out and save PDF forms quickly and easily. Double-click the PDF form to open it in Vu and enable text-editing capabilities. Select the fields you need to fill out with your mouse, or easily tab between fields. Vu recognises all text fields, buttons, check and list boxes. Once you've finished filling out your form, use the File menu to save or print the form.



Connect and Collaborate with Bluebeam Studio

Users of Bluebeam Revu®, our flagship PDF editing application, know that Bluebeam Studio is the ultimate cloud-based solution for collaboration. With Revu, you can store and manage an unlimited number of PDFs and any other file type in the cloud for free using Studio Projects. Or, collaborate on the fly by adding PDFs into online Studio Sessions, where you and your project partners can comment on the same PDFs together in real time. Through Vu, you can join Studio Sessions and Projects that are already in progress—all you need is the Studio ID number. Once you've joined a Studio Session, a selection of markup tools will display, allowing you to add text, highlights, callouts, clouds and more to PDFs. Work in real time, all the time.